

1 Feelux FSA-P2D

2Channel 4Scene Sun In House system FSA-P2D Switch



2 Channel 4 Scene Sun In House system allowing control of different Feelux fittings with different colour temperatures, for whatever light you require.

SIH system applied allowing scenes to be saved or recalled by user.

Bedtime timer automatically turns light off at intervals programmed by user.

- 2 channel
- Max. Connection : 10pcs of DimSlim/DimSlimLine per channel and up to 350W per channel
- Input power : AC 220-240V, 110-130V
- Frequency : 50/60Hz
- Output protocol : PWM
- Dimension : W122 X H122 X D46 (mm)

Product Code	FSA-P2D
Construction	Plastic
Maximum Wattage	350W
Fitting Length	122mm
Fitting Width	122mm
Fitting Depth	50mm



FSA-P2D Back boxes


Metal Recessed Backbox

Product Code	DIMSLIM RMB-2
Construction	Metal
Fitting Length	101.6 mm
Fitting Width	101.8 mm
Fitting Width	44.5 mm




Plastic Surface Backbox

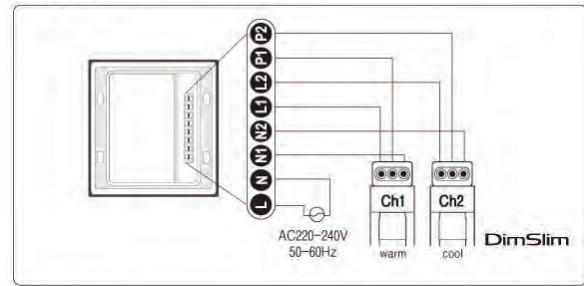
Product Code	DIMSLIM TPSB-2
Construction	Plastic
Fitting Length	115.4 mm
Fitting Width	118.5 mm
Fitting Width	42.6 mm



a

Dimming - Wired





Wiring method

1. Turn off the power before wiring.
2. Connect L/N with power cord.
3. Connect L1/P1/N1 to Channel 1.
4. Connect L2/P2/N2 to Channel 2.
5. Plug in.

Applicable wire : AWG 24-14 (0.2-2.08mm)
Stripped length : 10-11mm
L/N/P should be connected as specified. (L-Brown, N-Blue, P-Black)

What do I need?

					
Name	SWITCH	FITTING	POWER CORD	COUPLER	DIMLINE BOOSTER
Part No.	FSA-P2D	DSLL14 DSLL21 DSLL28 DSLL24 DSLL35 DSLL39 DSLL54 LSLL10 LSLL20	DSLLOPC230	DSLLPTC DSLLPTC1 DSLLPTC2 DSLLPTC4 DSLLPTC6	DIMSLIM EA02
Quantity	1	1-30	1-3	1-27	1 *Optional

A FSA-P2D can run up to 10 fittings. If more than 10 fittings are required then a booster should be used. Each booster can run up to 20 fittings in two lines of 10 and requires a separate power feed. Multiple boosters can be used.